

Installation

LT-0111 (4/93)

705 LOOP EXPANDER

Description

The DMP 705 Loop Expander allows you to increase the number of smoke detector loops available on DMP 1512, 1812, and 1912 Command Processor panels. The 705 provides an additional four Style A powered loops for connecting smoke detectors or other fire alarm initiating devices. You can connect the 705 to the panel's 4-wire bus in parallel with keypads and other loop expanders.

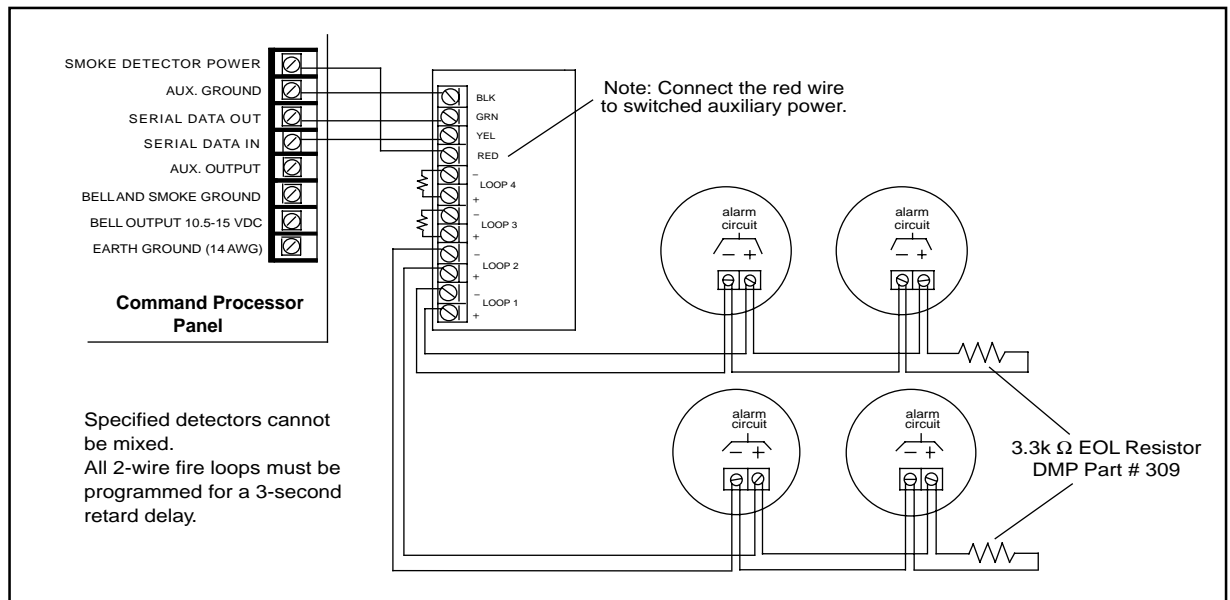


Figure 1: The 705 provides up to four Style A powered loops

Address Programming

All DMP panels support both keypads and loop expanders on the same serial data bus. Devices connected to the data bus must be addressed using the slide switches mounted on their circuit boards. Powered loops on the 705 Loop Expander can be individually assigned to any active area in the system.

The descriptions below show differences in loop expander addressing for each of the command processor panels.

The 1512 Command Processor supports up to two 705 loop expanders. These can be assigned to addresses 1 and 2 only.

The 1812 Command Processor supports up to seven 705 loop expanders. These can be assigned to addresses 2 to 8 only.

The 1912 Command Processor supports up to four 705 loop expanders. These can be assigned to addresses 1 to 4 only.

Do not assign address one: The 705 Loop Expander should not be assigned to address number one when used with the 1812 Command Processor. This address is reserved for an alphanumeric keypad to allow system programming.

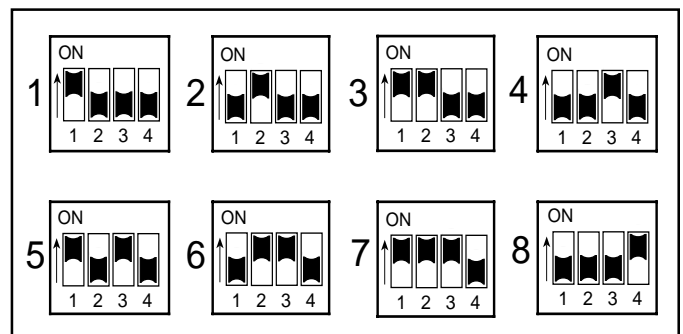


Figure 2: Device address switch settings

Compatible Detectors

The following smoke detectors have been listed by UL as compatible for use with the DMP 705 Loop Expander module when used on DMP command processor panels.

Refer to NFPA 72E, Automatic Fire Detectors, for information on locations, spacing, and maintenance of smoke detectors.

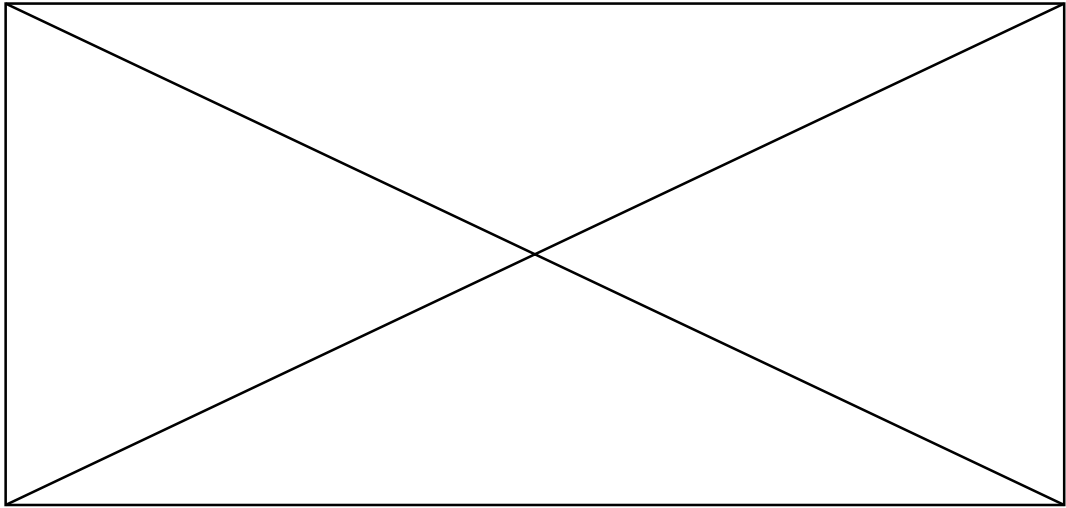


Figure 3: Detectors compatible with 705 Loop Expanders

* Cut jumpers B and C when using Detection Systems MB200-2W bases.

You can connect certain UL listed fire initiating devices that do not require compatibility listing to the 705 Loop Expander in most applications. Heat detectors, 4-wire smoke detectors, and manual pull stations can be used but will increase the loop current draw in alarm to 58mA.

All fire device installations must be in accordance with the manufacturer's instructions, NFPA standards, and the requirements of the Authority Having Jurisdiction.

Specifications

The DMP 705 Loop Expander module operates on power supplied by the command processor panel.

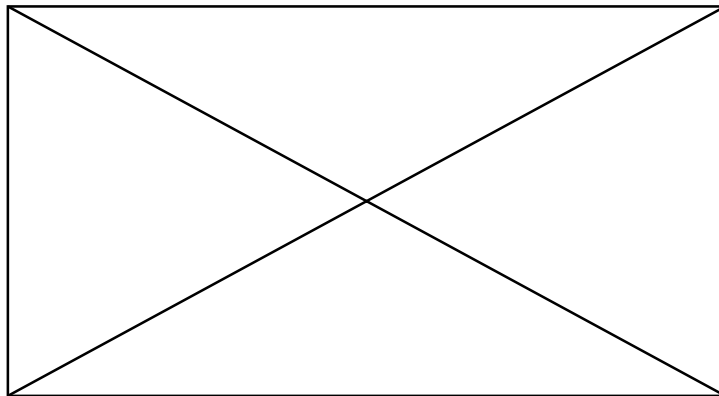


Figure 4: Loop expander electrical specifications

Loop expanders can be installed on individual wire runs up to 500' from the panel using 22 gauge wire or up to 1000' using 18 gauge wire.