

277 TROUBLE SOUNDER

Installation Sheet

Description:

The Model 277 Trouble Sounder is an audible trouble alert that may be installed in place of the Model 893A Module Trouble Alert Sounder.



Compatibility:

XR150/XR550 Series panels

Processor Fail Alert:

The 277 Trouble Sounder monitors the keypad bus to sound an alert whenever the keypad bus is faulted. The 277 also sounds a trouble alert whenever the panel processor is reset using the RESET header or the processor stops functioning.

Installation

-  *Ground yourself before handling the panel:* To discharge static, touch any grounded metal, such as the enclosure, before touching the panel.
-  *Remove all power from the panel:* Remove all AC and Battery power from the panel before installing or connecting any modules, cards, or wires to the panel.

Taking note of the "UP" arrow to properly orient the 277, slide the connector on the 277 onto the panel 893A or 277 connector.

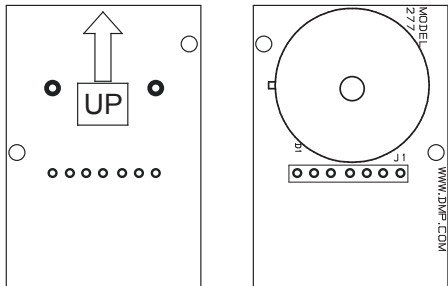


Figure 1: 277 Trouble Sounder - Front and Rear Views

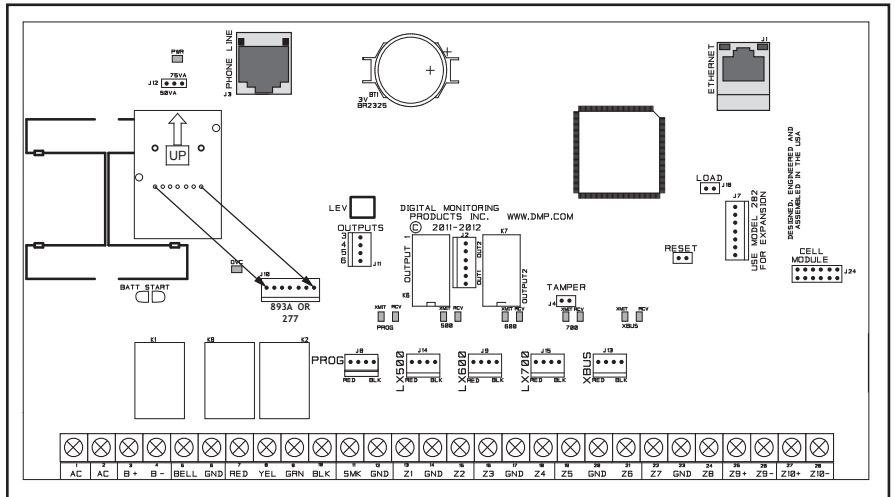


Figure 2: 277 Trouble Sounder to Panel Connections

Specifications

Operating Voltage 12 VDC from the panel
Current Draw 5 mA

Certifications

ANSI/UL 636	Holdup Alarm Units and Systems Accessory
ANSI/UL 1023	Household Burglar
ANSI/UL 1635	Digital Burglar
ANSI/UL 985	Household Fire Warning
ANSI/UL 864	Fire Protective Signaling 9th Edition



Designed, engineered, and
manufactured in Springfield, MO
using U.S. and global components.

LT-1304 19415

INTRUSION • FIRE • ACCESS • NETWORKS

2500 North Partnership Boulevard
Springfield, Missouri 65803-8877

Domestic: 800.641.4282 | International: 417.831.9362
DMP.com