

370 and 370RJ Lightning Suppressors

Description

The 370 and 370RJ Lightning Suppressors from DMP provide superior protection for alarm panels against transient voltage spikes and surges caused by lightning and other high voltage sources. DMP lightning suppressors redirect damaging voltages that can enter through telephone and AC wiring to ground. Both modules are designed to be installed outside of the panel enclosure and as close to the ground connection as practical.

Installation

The DMP Lightning Suppressors provide the best protection when mounted close to the earth ground connection. Mount the panel enclosure away from the 370 and 370RJ Modules to provide additional protection by allowing the voltage to dissipate before reaching the panel components.

Never mount the 370 or 370RJ in the panel enclosure: Installing the 370 or 370RJ Modules in the panel enclosure can limit their protection and allow transient voltages to damage the panel or other components.

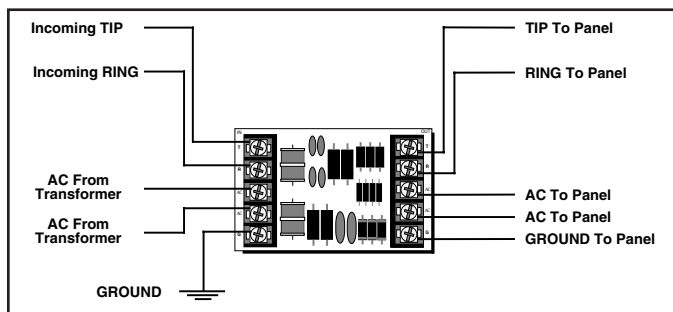


Figure 1: 370 Lightning Suppressor

The 370 Lightning Suppressor

The 370 Module contains two five-position terminal strips, labeled IN and OUT, for wire connections between the panel and the incoming phone, AC transformer, and ground. The left side terminals are for connecting the incoming wiring and the right side terminals are for the outgoing wiring to the alarm panel.

The 370 is recommended for installations where the distance between the module and the panel exceed the 7-foot length of the DMP 356-7 Phone Cord or when the panel uses terminals instead of modular connectors on the phone line.

The 370RJ Lightning Suppressor

The 370RJ contains two three-position terminal strips and two eight-conductor modular phone jacks for wire connections between the panel and incoming phone, AC transformer, and ground. The 370RJ is ideal for installations where the module can be mounted close to the ground and within the 7-foot distance provided by the DMP 356-7 Phone Cord.

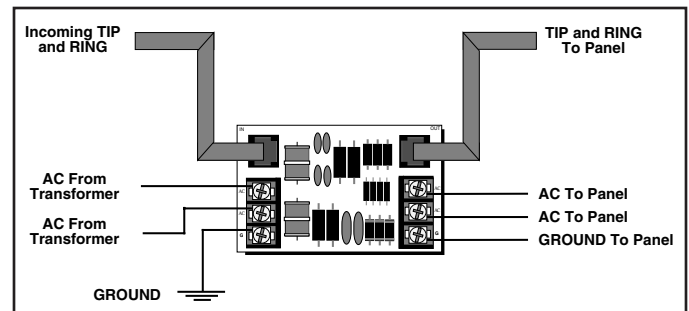


Figure 2: 370RJ Lightning Suppressor

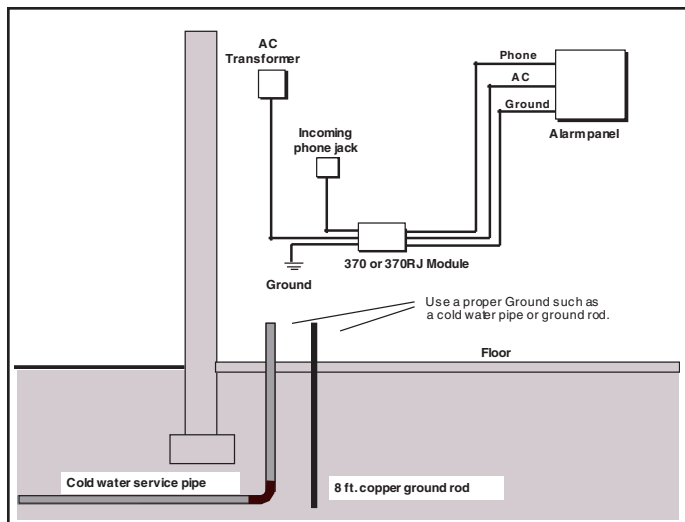


Figure 3: Install the 370/370RJ close to ground

Proper Grounding

DMP recommends a minimum 14 gauge wire for the ground connection and an appropriate ground clamp. Use a cold water pipe ground or drive a ground rod deep enough to achieve good ground reference. Dry or porous soil does not always provide a good ground.

Never share the ground with other equipment or connect the lightning suppressor to a phone or electrical ground.